

# Mobile TV Cart

For Flat Panel Tvs up to 120"


## Classical Design



Adjustable height adapts to the room and the viewers.



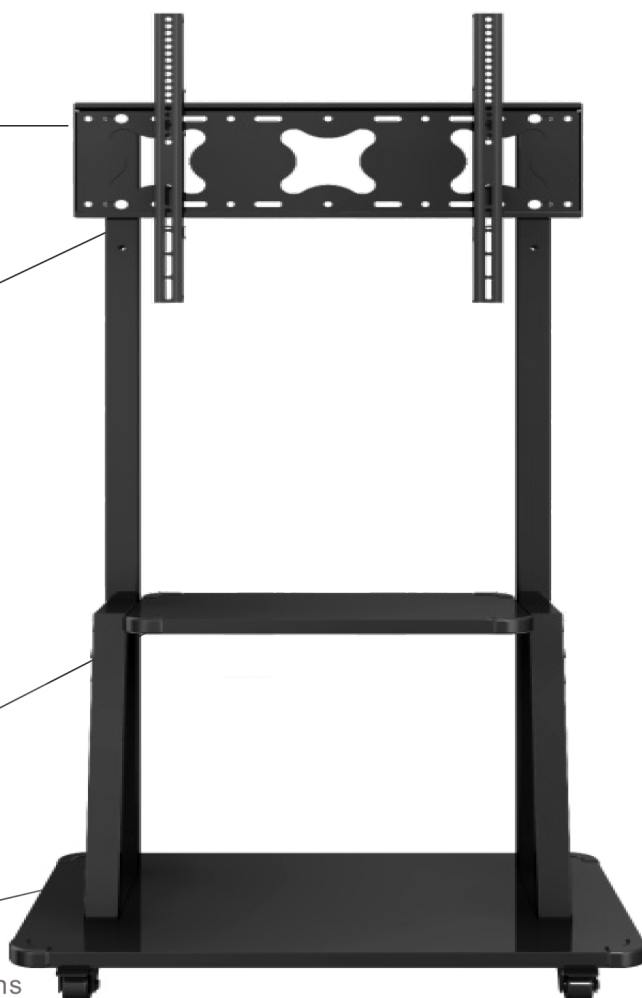
Tvs Plate Locking system  
Keep it more safety when using



A Place for Everythin  
Additional support shelf for  
equipment or materials.  
And Round Corner Design .




A Firmer Foundation  
A larger, Wider, base means  
increased stability and safety  
protecting your equipment and  
people form the possibility  
of tips or falls.



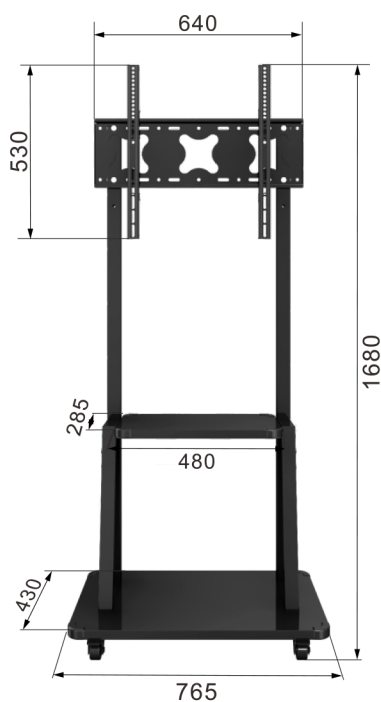
**RD800CLASS/RD810CLASS**

It's NOT Going Anywhere  
Unless You Want it to  
Commercial-Grade Locking  
casters for stability and a firm  
lock for when you need to park it.

Enlarged Capacity for Oversized Tvs  
The Steel Construction Can hold TV up to 150KG!



**RD800CLASS**



**RD810CLASS**

